

QNX[®] Momentics[®] DDK

Character DDK

For targets running QNX[®] Neutrino[®] 6.3 or later

QNX Software Systems Ltd.
175 Terence Matthews Crescent
Kanata, Ontario
K2M 1W8
Canada
Voice: +1 613 591-0931
Fax: +1 613 591-3579
Email: info@qnx.com
Web: <http://www.qnx.com/>

© 2002 – 2005, QNX Software Systems Ltd. 2005. All rights reserved.

Publishing history

Electronic edition published February 2005.

Technical support options

To obtain technical support for any QNX product, visit the **Technical Support** section in the **Services** area on our website (www.qnx.com). You'll find a wide range of support options, including our free online support site, the Developer Support Center.

QNX, Momentics, Neutrino, and Photon are registered trademarks of QNX Software Systems Ltd.
All other trademarks and registered trademarks belong to their respective owners.

Contents

	About the Character DDK	vii
	What you'll find in this guide	ix
	Assumptions	ix
	Building DDKs	ix
1	Character I/O Architecture	1
	Overview	3
	DDK source code	3
2	8250 Serial Driver	5
	Creating a serial driver	7
	Registers	7
	Source code	7
	Interrupts	9
	Functions	9
3	Character I/O Library	15
	<i>ttc()</i>	20
	<i>tii()</i>	23
	TTYCTRL	25
	TTYDEV	28
	TTYINIT	33
	Index	35



List of Figures

Directory structure for this DDK.	x
Current Character I/O architecture	3
Directory structure for the Character DDK.	4
Relationship between io-char and the driver	17
Buffer and function call interaction	18



About the Character DDK



What you'll find in this guide

The following table may help you find information quickly:

For information about:	See this chapter:
The character I/O system	Character I/O Architecture
The 8250 serial driver	8250 serial driver
Functions provided by the <code>io-char</code> library	Character I/O Library

Assumptions

To use this guide, you need to have:

- sufficient hardware documentation for your hardware in order to be able to program all the registers
- a working knowledge of the C programming language.

Building DDKs

You can compile the DDK from the IDE or the command line.

- To compile the DDK from the IDE:
Please refer to Managing Source Code in the *IDE User's Guide*.

- To compile the DDK from the command line:

Please refer to the release notes or the installation notes for information on the location of the DDK archives.

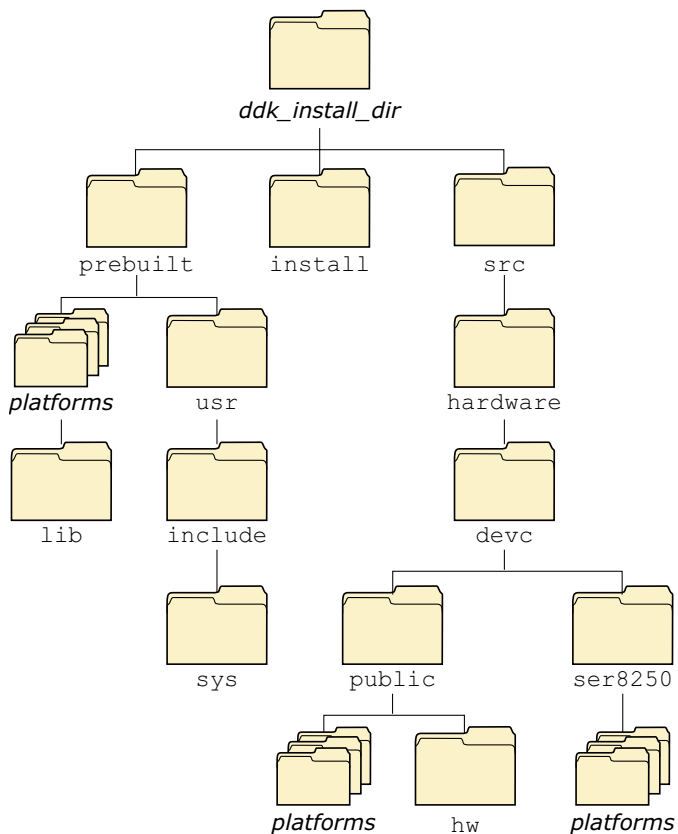
DDKs are simple zipped archives, with no special requirements. You must manually expand their directory structure from the archive. You can install them into whichever directory you choose, assuming you have write permissions for the chosen directory.

Historically, DDKs were placed in `/usr/src/ddk_VERSION` directory, e.g. `/usr/src/ddk-6.2.1`. This method is no longer required, as each DDK archive is completely self-contained.

The following example indicates how you create a directory and unzip the archive file:

```
# cd ~
# mkdir my_DDK
# cd my_DDK
# unzip /path_to_ddks/ddk-device_type.zip
```

The top-level directory structure for the DDK looks like this:



Directory structure for this DDK.



You must run:

```
. ./setenv.sh
```

before running **make**, or **make install**.

You'll need to run this script once each time you start a new shell session because the shell needs to be initialized before you can compile the archive.

The script will be located in the same directory where you unzipped the archive file. It must be run in such a way that it modifies the current shell's environment, not a sub-shell environment.

In **ksh** and **bash** shells, all shell scripts are executed in a sub-shell by default. Therefore, it's important that you use the syntax

```
. <script>
```

which will prevent a sub-shell from being used.

Each DDK is rooted in whatever directory you copy it to. If you type **make** within this directory, you'll generate all of the buildable entities within that DDK no matter where you move the directory.

All binaries are placed in a scratch area within the DDK directory that mimics the layout of a target system.

When you build a DDK, everything it needs, aside from standard system headers, is pulled in from within its own directory. Nothing that's built is installed outside of the DDK's directory. The makefiles shipped with the DDKs copy the contents of the **prebuilt** directory into the **install** directory. The binaries are built from the source using include files and link libraries in the **install** directory.



Chapter 1

Character I/O Architecture

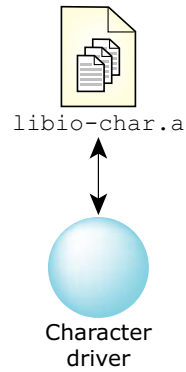
In this chapter...

Overview	3
DDK source code	3



Overview

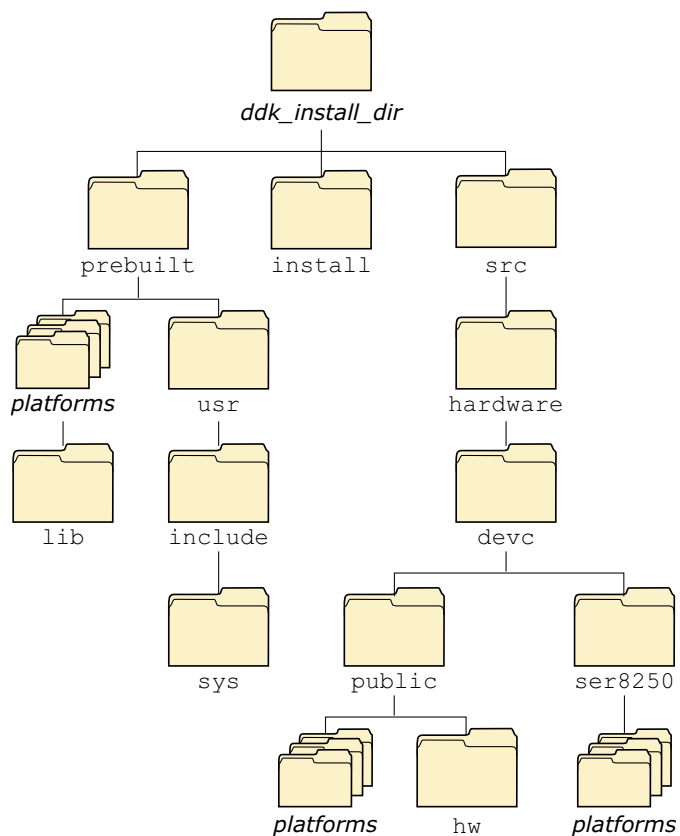
At present, each character driver is a separate process. Each driver links against the `libio-char.a` library:



Current Character I/O architecture

DDK source code

When you install the DDK package, the source is put into a directory under the `ddk_install_dir ddk-char` directory. Currently, the directory structure for the Character DDK looks like this:



Directory structure for the Character DDK.

Chapter 2

8250 Serial Driver

In this chapter...

Creating a serial driver	7
Registers	7
Source code	7



Creating a serial driver

The Character DDK currently includes the source code for the 8250 serial driver. You may not have to change much:

- If your serial hardware is completely compatible with the 8250, you might not have to change anything.
- If your hardware is almost compatible with the 8250, you might have to change the register addresses. See “Registers,” below.
- If compatibility is in question, you may have to change the source code. See “Source code,” below.

Registers

You’ll find the register addresses defined in

`ddk_working_dir/ddk-char/src/hardware/devc/public/hw/8250.h`.

The `<8250.h>` file defines:

- the register addresses, specified as offsets from the port address that you set when you start the `devc-ser8250` driver
- bit definitions for the registers.

See the documentation for your hardware for information about its registers and bit definitions.

Source code

The source code for the 8250 serial driver is in

`ddk_working_dir/ddk-char/src/hardware/devc/ser8250`.

This directory includes:

<code>externs.c</code>	Defines the global data.
<code>externs.h</code>	Includes the required headers and declares the global data.
<code>init.c</code>	Initialization code.

<code>intr.c</code>	Interrupt handler routines.
<code>main.c</code>	The main part of the driver.
<code>options.c</code>	Parses the driver's command-line arguments.
<code>proto.h</code>	Prototypes for the driver's interface routines.
<code>query_defdev.c</code>	Queries the default devices. Note that there's a special version of this routine for x86 desktop systems in <code>x86/query_defdev.c</code> . For other platforms, there aren't any default devices.
<code>tedit.c</code>	The tiny edit-mode routine.
<code>tto.c</code>	A routine to transmit a byte, called by <code>io-char</code> . It also provides support to control and read hardware control lines status, and provides support for the <code>stty</code> utility. <code>io-char</code> down call that uses the <code>stty</code> command to send output such as line ctrl and line status to the hardware.

There are also platform-specific directories, each of which includes:

`<sys_ttyinit.c>`

Initialize the tty structure that the driver passes to `io-char`.



Change as little of the given source code as possible, because it's easy to mess things up.

The most important parts of the code are those associated with output and interrupts.

Interrupts

Different chips use interrupts in different ways. Typically, interrupts occurs when:

- A character arrives at the chip. This character is added to the input queue.
If the device is in edited mode, the character is also added to the canonical queue. Typically, the driver doesn't worry about raw and edited modes; `io-char` handles them.
- The chip's transmission buffer is ready for a character.
- A modem-control signal (e.g. hardware flow control) is received.
- An error (e.g. line status, parity error, or framing error) occurs.

Functions

The `ser8250` driver includes the following functions, defined in `proto.h`:

- `create_device()`
- `options()`
- `query_default_device()`
- `ser_intr()`
- `ser_stty()`
- `sys_ttyinit()`
- `tto()`

The driver's `main()` routine (defined in `main.c`) calls:

- `ttc()` with an argument of `TTC_INIT_PROC` to allocate and configure the resources shared by all devices, e.g. the resource manager.
- `ttc()` with an argument of `TTC_INIT_START` to allow the driver to start accepting messages, i.e. work.
- `options()` to parse the driver's command-line options.

create_device()

This function is defined in `init.c`. The prototype is:

```
void create_device( TTYINIT *dip,  
                  unsigned unit )
```

This function gets a device entry and its input/output buffers and creates a new device based on options passed in.

options()

This function is defined in `options.c`. The prototype is:

```
unsigned options( int argc,  
                char *argv[] )
```

This function parses the driver's command-line arguments. For information about the arguments, see `devc-ser8250` in the *Utilities Reference*.

Depending on the options specified, this function may call:

- `ttc()` with an argument of `TTC_INIT_RAW` to configure the terminal to RAW mode.
- `sys_ttyinit()` to initialize the `tty` as appropriate for the CPU platform.
- `ttc()` with an argument of `TTC_SET_OPTION` to pass standard terminal configuration options to `<libio-char.a>` to be executed.
- `create_device()` to create a device.
- `query_default_device()` to query the default devices if none is specified on the command line.

The `options()` function returns the number of ports.

query_default_device()

This function is defined in `query_defdev.c`. The prototype is:

```
void *query_default_device( TTYINIT *dip,  
                           void *link )
```

This function returns a placeholder that's used for overwrites in the platform directory.

ser_intr()

This function is defined in `intr.c`. The prototype is:

```
const struct sigevent *ser_intr( void *area,  
                                 int id )
```

The `ser_attach_intr()` function, which is called by `create_device()`, calls `InterruptAttach()` (see the *QNX Library Reference*) to attach `ser_intr()` to the first handler.

The `ser_intr()` function calls:

- `tli()` to pass a character of data received by the hardware to the `io-char` library.
- `tto()` to transmit a character by taking the next available byte in the `io-char` lib output buffer and writing it to the hardware.

ser_stty()

This function is defined in `tto.c`. The prototype is:

```
void ser_stty( DEV_8250 *dev )
```

This function configures hardware registers and settings such as baud rate, parity, etc.

sys_ttyinit()

This function is defined in `<sys_ttyinit.c>` in the platform-specific directories under `ddk_working_dir/ddk-char/src/hardware/devc/ser8250`.

The prototype is:

```
void sys_ttyinit( TTYINIT *dip )
```

This function initializes the TTYINIT clock and divisor default as appropriate for the platform.

tto()

This function is defined in `tto.c`. The prototype is:

```
int tto( TTYDEV *ttydev,  
        int action,  
        int arg1 )
```

This function takes data from `io-char`'s output buffer and gives it to the hardware. It also deals with `stty` commands, by calling `ser_stty()` and provides line ctrl and line status information.

The arguments are:

ttydev A pointer to the driver's `TTYDEV` structure.

action One of:

- `TTO_STTY` — an `stty` command was received. It's called by `io-char` when the `stty` command is performed on the device. This action calls `ser_stty()`; the argument is ignored.
- `TTO_CTRL` — set the characteristics of the port i.e. control RS-232 modem lines.
 - *arg1* `_SERCTL_BRK_CHG` — called by `io-char` when the application requests a break such as `tcsendbreak()` to be sent
 - *arg1* `_SERCTL_DTR_CHG` — changes the DTR line

- *arg1* `_SERCTL_RTS_CHG` — used to change the RTS line; `io-char` calls this to assert hardware flow control when the input buffer is filling up (based on the highwater level)
- `TTO_LINESTATUS` — a request for line status. Returns the status of the Modem Status and Modem Control registers when the user performs a `devctl()` with `DCMD_CHR_LINESTATUS`; the argument is ignored.
- `TTO_DATA` — output transmit data.
- `TTO_EVENT` — ignored.

arg1 A data value which has different meanings for different actions. It's used to pass flags that modify the action.



Chapter 3

Character I/O Library



The **libio-char.a** library defines these functions and data types:

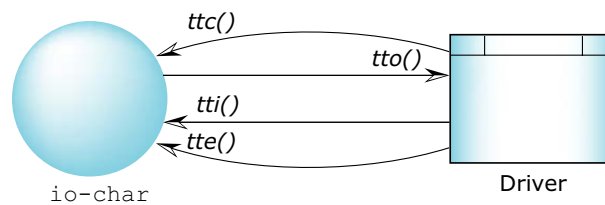
- ttc()*** Used during initialization to configure the terminal's settings.
- tti()*** Passes rx data and control information.
- tto()*** Writes tx data to hardware, handles settings, line control and line status.
- TTYCTRL** Contains the settings which are shared by all devices, e.g. the resource manager configuration.
- TTYDEV** Contains the settings specific to one serial device.
- TTYINIT** Initializes the driver, **termios**, and buffer size.

The **io-char** utility calls the *tto()* function and the driver implements it. The **TTYCTRL** and **TTYDEV** structures provide the interface between **io-char** and the driver. The *tto()* function writes tx data, line status, device settings, and line ctrl information to the hardware.

The driver calls the *ttc()* and *tti()* function calls. The *ttc()* function initializes the device and the resource manager. The *tti()* function passes receive data and control info to the **io-char** utility.

The *tte()* function is generated by an event which causes **io-char**'s event handler to be called.

The relationship between the **io-char** utility and the driver is seen here:



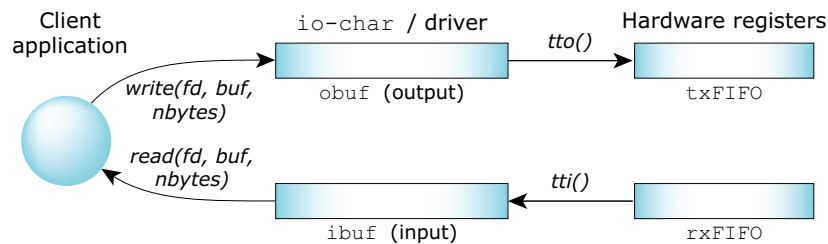
*Relationship between **io-char** and the driver*

The **TTYDEV** structure contains two buffers: an *obuf* (output buffer) and an *ibuf* (input buffer).

The *tto()* function call provides the interface between the Tx FIFO register and the *obuf*. It's called to send the contents of the output buffer to the Tx FIFO register.

The *tti()* function call provides the interface between the Rx FIFO register and the *ibuf*. It's called to place the data from the Rx FIFO register into the input buffer.

The relationship between the output and input buffers and the *tto()* and *tti()* function calls can be seen here:



Buffer and function call interaction

The following table indicates the relationship between the driver and these APIs:

The driver implements:

tto() — to tx data, and perform line status, line ctrl, and device settings, e.g. baud, parity, etc.)

The driver calls:

ttc() — to initialize the device and resource manager

tti() — to pass rx data and control info to **io-char**

The driver generates an event:

continued...

The driver implements:

tte() — to cause the **io-char** *tte()* event handler to be called

Synopsis:

```
#include <sys/io-char.h >
```

```
int ttc(int type,  
        void *ptr,  
        int arg );
```

Arguments:

type One of:

- TTC_INIT_PROC — allocates and configures the basic resources which are shared by all terminal sessions
- TTC_INIT_CC — configures the character codes for the terminal
- TTC_INIT_RAW — set the terminal into RAW mode
- TTC_INIT_EDIT — set the terminal into EDIT i.e. “cooked” mode
- TTC_SET_OPTION — pass the standard terminal configuration options to **io-char** library for handling. If *opt* is found in the common string of options, IO_CHAR_COMMON_OPTIONS, the handler string returns 0. If *opt* is not found, it returns the *opt* back.
- TTC_INIT_START — allow the driver to start accepting messages
- TTC_INIT_TTYNAME — sets up the device name based on the unit number passed in and must be called before TTC_INIT_POWER and TTC_INIT_ATTACH
- TTC_INIT_POWER — initializes power management related data structures to defaults (ACTIVE mode only). The driver’s call to TTC_INIT_POWER is mandatoy. TTC_INIT_POWER must be called before any calls to **io-char** functions such as *tti()*, or before interrupt handlers are attached.

This *type* must also be called after `TTC_INIT_TTYNAME` and before `TTC_INIT_ATTACH`. For power managed device drivers, the `iochar_regdrv_power()` function should be called prior to calling `TTC_INIT_POWER`.

- `TTC_INIT_ATTACH` — attaches the resource manager to the name initialized by `TTC_INIT_TTYNAME`
- `TTC_TIMER_QUEUE` — register to receive an event once a timer expires
- `TTC_INIT_PTY` — needed by `devc-pty` only. Do not use.

ptr A pointer to the structure which will be updated with the new configuration data. Depending on the *type* argument, this argument will be a pointer to a structure of type `TTYCTRL`, `TTYDEV`, or `TTYINIT`.

arg Data which describes the new setting. The values which are valid for this argument vary depending on the *type* argument.

Description:

This function configures the terminal's settings.

Returns:

- 0 Success.
- 1 An error occurred.

Classification:

QNX Neutrino

Safety

Cancellation point	No
Interrupt handler	No

continued...

Safety

Signal handler	No
Thread	No

See also:

tty(), *ttio()*, **TTYDEV**

Synopsis:

```
#include <sys/io-char.h >

int tti(TTYDEV *dev,
        unsigned c );
```

Arguments:

- dev* A pointer to the structure that represents the specific device data has been received on.
- c* Contains received data and control codes which modify how the data is read and processed. See the TTI_* defines below for more details.

Description:

This function forwards data received by the hardware to **io-char** and passes error/control codes.

The control type is extracted from *c*, and is one of:

TTLBREAK	Indicates a “break” signal has been detected by the hardware or VINTR character received.
TTLQUIT	Internal to io-char . Indicates a VQUIT character has been received.
TTLSUSP	Internal to io-char . Indicates a VSUSP character has been received.
TTLVERRUN	An overrun has been detected by the hardware.
TTLFRAME	A framing error has been detected by the hardware.
TTLPARITY	A parity error has been detected by the hardware.
TTLCARRIER	Indicates to the io-char library that a carrier was detected, i.e. the hardware modem is online.

TTLHANGUP	Indicates to io-char that the hardware modem is “hung up.” This type is the opposite of TTL_CARRIER
TTL_OHW_STOP	Used by hardware flow control to stop output.
TTL_OHW_CONT	Used by hardware flow control to start output.

Returns:

If this call returns 0, do nothing. If it returns -1 an event needs to be generated for **io-char**.

Classification:

QNX Neutrino

Safety

Cancellation point	No
Interrupt handler	No
Signal handler	No
Thread	No

See also:

ttc(), *tto()*, **TTYDEV**

Synopsis:

```
typedef struct chario_entry {
    dispatch_t *dpp;
    int coid;
    int timerid;
    unsigned max_devs;
    unsigned num_devs;
    struct sigevent event;
    struct sigevent timer;
    struct ttydev_entry *timer_list;
    unsigned num_events;
    struct ttydev_entry **event_queue;
    intrspin_t lock;
} TTYCTRL;
```

Description:

A character driver shares the **TTYCTRL** with the **io-char** library. This structure is used to coordinate events, timers, and so on.

The members include:

<i>dpp</i>	A dispatch handle, returned by <i>dispatch_create()</i> . Used <i>only</i> by io-char .
<i>coid</i>	The connection ID. Used <i>only</i> by io-char .
<i>timerid</i>	The timer ID. Used <i>only</i> by io-char .
<i>max_devs</i>	Used by io-char and the driver to define the maximum number of devices supported.
<i>num_devs</i>	Used <i>only</i> by io-char to define the current number of devices supported.
<i>event</i>	Used by the driver to send pulse events to io-char 's event handler. Flags are used to indicate which event occurred. The driver must send the event to io-char .

The following events are currently defined:

- EVENT_QUEUED — there is an event queued.
- EVENT_SIGBRK — POSIX job control for SIGBRK sends SIGINT. This event is called by TTLBREAK, so the driver probably doesn't need to do this.
- EVENT_SIGHUP — POSIX job control, TTLHANGUP.
- EVENT_TTO — not used.
- EVENT_READ — used by **io-char**.
- EVENT_WRITE — called by the driver. Unblock an application waiting to write when the output buffer has room to take characters.
- EVENT_DRAIN — called by the driver. The output buffer has drained (unblock someone waiting on the device to drain.)
- EVENT_TIMEOUT — used by **io-char**.
- EVENT_NOTIFY_INPUT — input notification (used by **io-char**). See the *notify* entry in **TTYDEV**.
- EVENT_NOTIFY_OUTPUT — output notification (used by **io-char**). See the *notify* entry in **TTYDEV**.
- EVENT_NOTIFY_OBAND — driver notifies **io-char** if out-of-band data is available.
- EVENT_CARRIER — generated by TTLCARRIER.
- EVENT_SIGQUIT — job control, generated by TTLQUIT to notify that a QUIT character has been received.
- EVENT_SIGSUP — job control, generated by TTLSUSP to notify that a SUSP character has been received.

timer

A pulse to call the timer handler. Used *only* by **io-char**.

<i>timer_list</i>	Used <i>only</i> by io-char , it provides a list of active timers.
<i>num_events</i>	Used by io-char and the driver, it displays the current number of events for processing.
<i>event_queue</i>	An array of TTYDEV structures used by io-char and the driver to queue events.
<i>lock</i>	A lock used to control access to this structure. Use the <i>dev_lock()</i> and <i>dev_unlock()</i> macros to access this member.

Classification:

Photon

See also:

TTYDEV

Synopsis:

```
typedef struct ttydev_entry {
    iofunc_attr_t attr;
    iofunc_mount_t mount;
    TTYWAIT *waiting_read;
    TTYWAIT *waiting_write;
    TTYWAIT *waiting_drain;
    int c_cflag;
    int c_iflag;
    int c_lflag;
    int c_oflag;
    volatile unsigned flags;
    int bcnt;
    int fwcnt;
    struct ttydev_entry *timer;
    int timeout;
    int timeout_reset;
    union {
        int tmrs;
        struct {
            char spare_tmr;
            char tx_tmr;
            char brk_tmr;
            char dtr_tmr;
        } s;
    } un;
    pid_t brkpggrp;
    pid_t huppid;
    cc_t c_cc[NCCS];
    unsigned char fifo;
    unsigned char fwd;
    unsigned char prefix_cnt;
    unsigned char oband_data;
    int highwater;
    int baud;
    struct winsize winsize;
    TTYBUF obuf;
    TTYBUF ibuf;
    TTYBUF cbuf;
    iofunc_notify_t notify[3];
    struct ttydev_entry *extra;
    TTYWAIT *waiting_open;
};
```

```

void *reserved2; /* reserved for use by io-char */
int (*io_devctlext)(resmgr_context_t *ctp, io_devctl_t *msg, iofunc_o
char  name[TTY_NAME_MAX];
} TTYDEV;

```

Description:

A character driver shares the **TTYDEV** structure with the **io-char** library.

This structure is used to handle devices shared between the driver and **io-char**.

The members include:

<i>attr</i>	A resource manager attribute
<i>mount</i>	Related to resource manager information
<i>waiting_read</i>	The queue to store blocking clients waiting to read
<i>waiting_write</i>	The queue to store blocking clients waiting to write
<i>waiting_drain</i>	The queue to store blocking clients waiting to drain.
<i>c_cflag</i>	POSIX termios flag describing the hardware control of the terminal
<i>c_iflag</i>	POSIX termios flag describing the basic terminal input control
<i>c_lflag</i>	POSIX termios flag used to control various terminal functions
<i>c_oflag</i>	POSIX termios flag describing the basic terminal output control
<i>flags</i>	The following flags are currently defined:

- **OHW_PAGED** — the output hardware flow control (set by **io-char** and used by the driver)
- **IHW_PAGED** — input hardware flow control is asserted; the device's highwater mark has been reached and doesn't want to receive any more data. This flag also asserts the RTS line.
- **OSW_PAGED** — output software flow control is asserted; the device should not transmit any data (set by **io-char** and used by the driver)
- **ISW_PAGED** — input software flow control is asserted; the device's highwater mark has been reached and doesn't want to receive any more data. This flag also transmits VSTOP.
- **EDIT_INSERT** — for edit mode. Insert or overstrike typing mode.
- **EDIT_PREFIX** — for edit mode. Look for edit keys which begin with a fixed prefix, e.g. ESC [ansi" used with POSIX `c_cc[VPREFIX]`.
- **OBAND_DATA** — indicates that out-of-band data is available
- **LOSES_TX_INTR** — set if the hardware loses the tx interrupt. Causes a periodic timer to call `tto()` to transmit data.
- **TIMER_ACTIVE** — used by **io-char**
- **TIMER_KEEP** — used by **io-char**
- **NOTTY** — used by PTYs
- **NL_INSERT** — used to notify application if a `\n` was changed to a `\r`
- **ISAPTY** — used by PTYs
- **PTY_MASTER_ONLY** — used by PTYs
- **LITERAL** — used by **io-char**
- **FIRST_TIME_ALONE** — used by **io-char**

<i>bcnt</i>	Internal to io-char and used to determine the number of bytes needed to notify a read client.
<i>fwdcnt</i>	Internal to io-char and used to determine the number of fwd counts.
<i>timer</i>	Used by io-char .
<i>timeout</i>	Used by io-char .
<i>timeout_reset</i>	Used by io-char .
<i>tmrs</i>	One of several available for io-char to use.
<i>spare_tmr</i>	Spare used only by io-char for drain.
<i>tx_tmr</i>	Enabled by <code>LOSES_TX_INTR</code> . The timer causes <i>tto()</i> to be called to work around some parts that lose transmit interrupts.
<i>brk_tmr</i>	Used only by io-char sending break; calls <i>tto()</i> (<code>TTO_CTRL</code> , <i>dtrchg</i>).
<i>dtr_tmr</i>	Used by io-char to set <i>dtr</i> line i.e. generate <code>SIGHUP</code> calls <i>tto()</i> (<code>TTO_CTRL</code> , <i>dtrchg</i>).
<i>brkgrp</i>	Used by io-char .
<i>huppid</i>	Used by io-char .
<i>c_cc</i>	POSIX special control-characters.
<i>fifo</i>	Used only by the driver.
<i>fwd</i>	Forward character used by io-char . It's used with <i>fwdcnt</i> to implement <i>forward</i> , described in <i>readcond()</i> .
<i>prefix_cnt</i>	For io-char only.
<i>oband_data</i>	Out-of-band data set by the driver in <code><intr.c></code> . The application gets it from io-char via a <i>devctl()</i> .

<i>highwater</i>	Set by the driver and used by io-char to determine when to invoke flow control. (Make sure this value is <i>LESS</i> than the input buffer size).
<i>baud</i>	The device's baud rate.
<i>winsize</i>	Used only by io-char .
<i>obuf</i>	The output buffer.
<i>ibuf</i>	The input buffer.
<i>cbuf</i>	The canonical buffer.
<i>notify</i>	The notify list. It implements <i>iofunc_notify_trigger()</i> resource manager information. The following arguments are used: <ul style="list-style-type: none">• <i>notify[0]</i> — notify for input used by io-char• <i>notify[1]</i> — notify for output to the driver, <tto.c>• <i>notify[2]</i> — notify for data that out-of-band to the driver, <intr.c>
<i>extra</i>	Used for PTYs.
<i>waiting_open</i>	The queue to store blocking clients waiting to open.
<i>io_devctlext</i>	Custom devctl command.
<i>name</i>	The device's name i.e. /dev/ser1

Classification:

QNX Neutrino

See also:

TTYCTRL

Synopsis:

```

typedef struct ttyinit_entry {
    _Paddr64t      port;
    unsigned      port_shift;
    unsigned      intr;
    int           baud;
    int           isize;
    int           osize;
    int           csize;
    int           c_cflag;
    int           c_iflag;
    int           c_lflag;
    int           c_oflag;
    int           fifo;
    int           clk;
    int           div;
    char          name[TTY_NAME_MAX];
} TTYINIT;

```

Description:

A character driver shares the **TTYINIT** with the **io=char** library. This structure is used to initialize baud rate, input, output, canonical buffer sizes, **termios** flags, interrupts, etc.

The members include:

<i>port</i>	Contains addresses of device registers.
<i>port_shift</i>	Used to provide spacing between registers. For example: <ul style="list-style-type: none"> • 0 — is for 8-bit registers • 1 — is for 16-bit registers • 2 — is for 32-bit registers
<i>intr</i>	The interrupt number associated with the device.
<i>baud</i>	The device's baud rate.

<i>isize</i>	The input buffer size.
<i>osize</i>	The output buffer size.
<i>csize</i>	The canonical buffer size.
<i>c_cflag</i>	See TTYDEV .
<i>c_iflag</i>	See TTYDEV .
<i>c_lflag</i>	See TTYDEV .
<i>c_oflag</i>	See TTYDEV .
<i>fifo</i>	See TTYDEV .
<i>clk</i>	The clock frequency is used with baud rate and divisor in stty .
<i>div</i>	The divisor is used with baud rate and clock in stty .
<i>name</i>	The name of the device.

Classification:

QNX Neutrino

See also:**TTYDEV**

Index

C

create_device() 10

D

dev_lock() 27

dev_unlock() 27

O

options() 10

Q

query_default_device() 11

S

ser_intr() 11

ser_stty() 11

sys_ttyinit() 12

T

tt

 configuring 21

 input 23

ttc() 21

TTC.INIT_ATTACH 21

TTC.INIT_CC 20

TTC.INIT_EDIT 20

TTC.INIT_POWER 21

TTC.INIT_PROC 20

TTC.INIT_PTY 21

TTC.INIT_RAW 20

TTC.INIT_START 20

TTC.INIT_TTYNAME 20

TTC.SET_OPTION 20

TTC.TIMER_QUEUE 21

tti() 23

TTL_* 23

tto() 12

tty

control 25
device 29
init 33
TTYCTRL 25
TTYDEV 29
TTYINIT 33